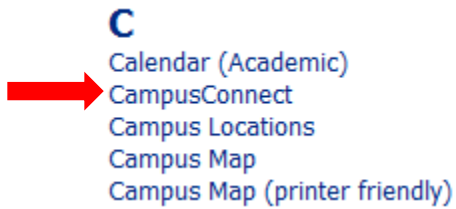


We cannot email your student ID to you for privacy reasons. However, you should be able to retrieve it using these directions.

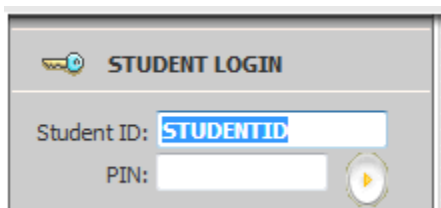
1. Go to our homepage www.anc.edu and click on the A-Z index.



2. Find Campus Connect.



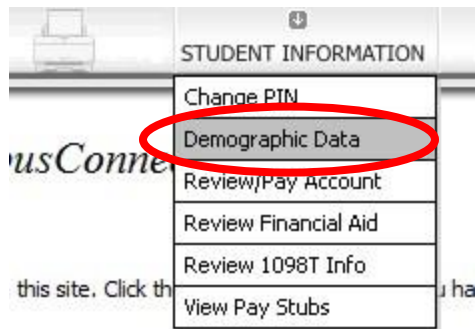
3. On the Student log in screen, type your SSN into the box that says **Student ID** and the last four of your SSN into the **PIN** box.



4. If that gets you into Campus Connect (you may be in a mandatory federal survey first) you will see a Thank you message and the following menu screen. Click Student Information.



5. From the drop down, choose Demographic Data.



6. Your Student ID is shown on this screen. When you use it to log in to myANC, do not use the hyphen.

If you are not successful using this system to retrieve your Student ID, go to the Registrar's Office in Statehouse Hall with a photo ID or contact the Registrar's Office(870-762-1020) for other options.